


Logging Into Go4Schools as a Parent.

Follow the steps below to set up a password and log into Go4Schools for the first time, or to reset a forgotten password.


[Starter version](#)
[Modules ▾](#)
[MIS](#)
[Engage/CPD](#)

GO 4 Schools would like to place cookies on your computer to help us make this site better for you.


To find out more about the cookies, see our [privacy policy](#).

☐ I accept cookies from this site.
 [Continue](#)

[Login](#)
[Schools login](#)
[Students login](#)
[Parents login](#)
[Governors login](#)
[MAT login](#)

Step 1

On a desktop or laptop, or your phone's web browser, go to www.go4schools.com and hover over the **Login** menu to see a list of options. Select **Parents login**.

 Sign in with GO

First-time user?

Forgotten Password?

If you haven't logged on to GO 4 Schools before, type your email address and click the "new password" button.

This is the password you may use to log in to GO 4 Schools if your school supports this login method. It is also the password you use to log in to the GO 4 Schools Mobile App if your school uses the Mobile App.


Email address

New password

Step 2

Scroll down until you see the large box with 3 options across the top. **Don't use the options for signing in with Google or Microsoft.**

If you're logging in for the first time.
Click **First-time user?**, enter the email address you registered with the academy, and click the **New password** button.

 Sign in with GO

First-time user?

Forgotten Password?

If you have forgotten your password, you can reset it by entering your email address.

This is the password you may use to log in to GO 4 Schools if your school supports this login method. It is also the password you use to log in to the GO 4 Schools Mobile App if your school uses the Mobile App.

Email address

Send password reset link

If you're resetting a forgotten password.
Click **Forgotten Password?**, enter the email address you registered with the academy, and click the **Send password reset link** button.



Step 3

Go to your email and look for the email from **no-reply@go4schools.com**

Click the password reset link in the email to open the password reset page.

Password reset

Change your password

Update your password in the boxes below and click the "Change" button.

New password to use to login:

Confirm new password:

Password must:


- Be at least 8 characters long
- Have not been previously used on GO 4 Schools
- Contain the following:
 - At least 1 upper case character (from A-Z)
 - At least 1 lower case character (from a-z)
 - At least 1 numerical character (from 0-9)
 - At least 1 special character (from @ # \$, % ^ & *)

Step 4

Think of a new password that meets the requirements shown on the password reset page and enter that password into both boxes.

Once you have entered the password into both boxes, click the **Change** button. If the password has been accepted, you will be taken back to the Parents login page.

If the password you've chosen doesn't meet the requirements, or if you didn't enter the same password in both boxes, you will see a message just above the password boxes telling you what the problem is.

 Sign in with GO

First-time user?


Forgotten Password?

Email address

Password

Forgotten Password?

☐ Remember my email address

 Sign in with GO

Step 5

Enter the email address you registered with the academy and your new password in the boxes provided and click the **Sign in with GO** button.

If you have entered your email address and password correctly, you will be signed in to Go4Schools.

12:07

GO

Email address

Password

Log in

[Trouble logging in?](#)

[Privacy policy](#)

v1.8.0

Logging into the Go4Schools App

Now that you have set a password on the Go4Schools website, you'll be able to enter the same email address and password into the app to log in.

You can't log into the Go4Schools app until you have set a password on the website.